



## Fiche 2.8. Le Kazakhstan


---





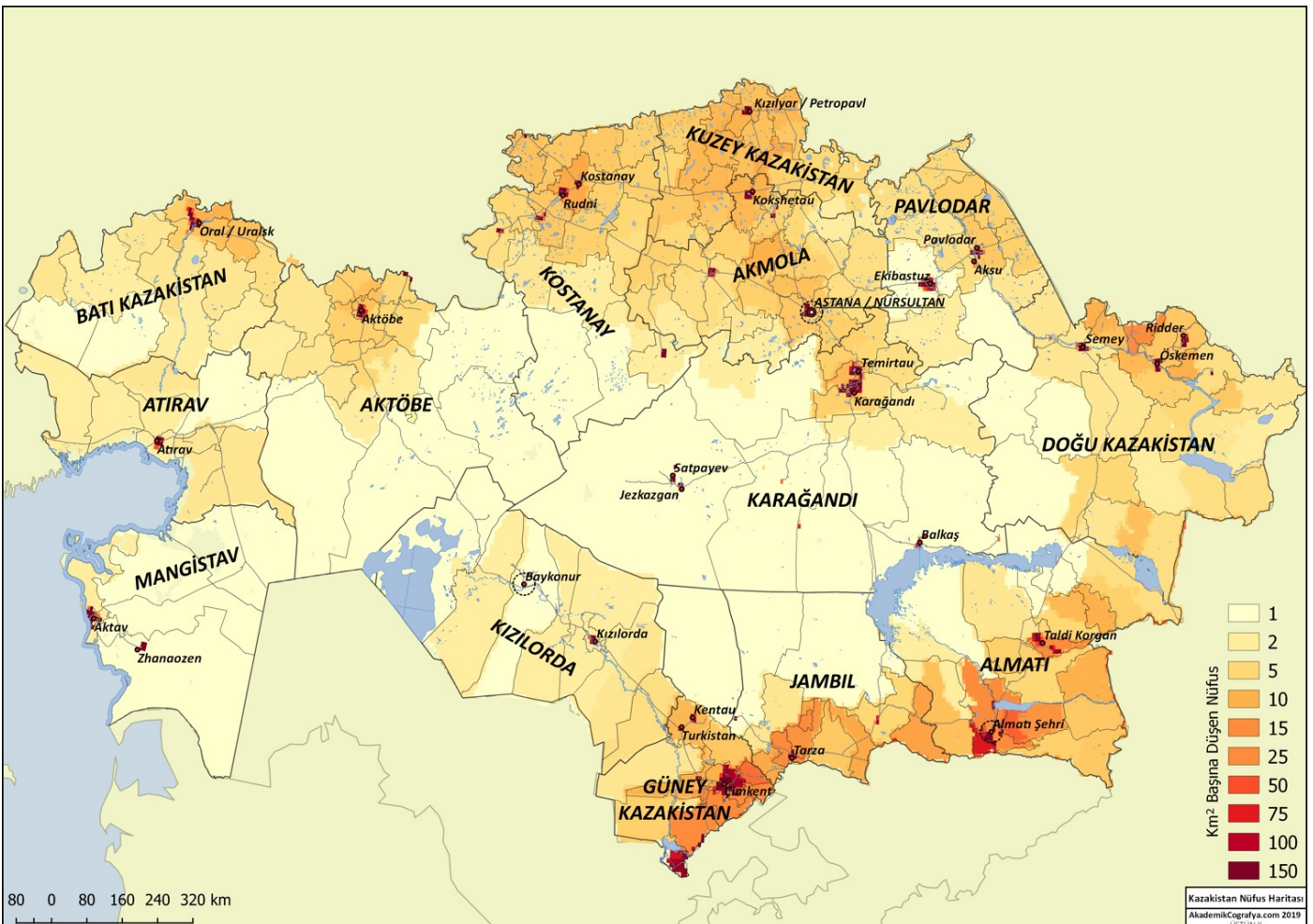
# Kazakhstan

★ site touristique important



- route
- voie ferrée
- ✈ aéroport

- plus de 1 000 000 h.
- de 500 000 à 1 000 000 h.
- de 100 000 à 500 000 h.
- moins de 100 000 h.



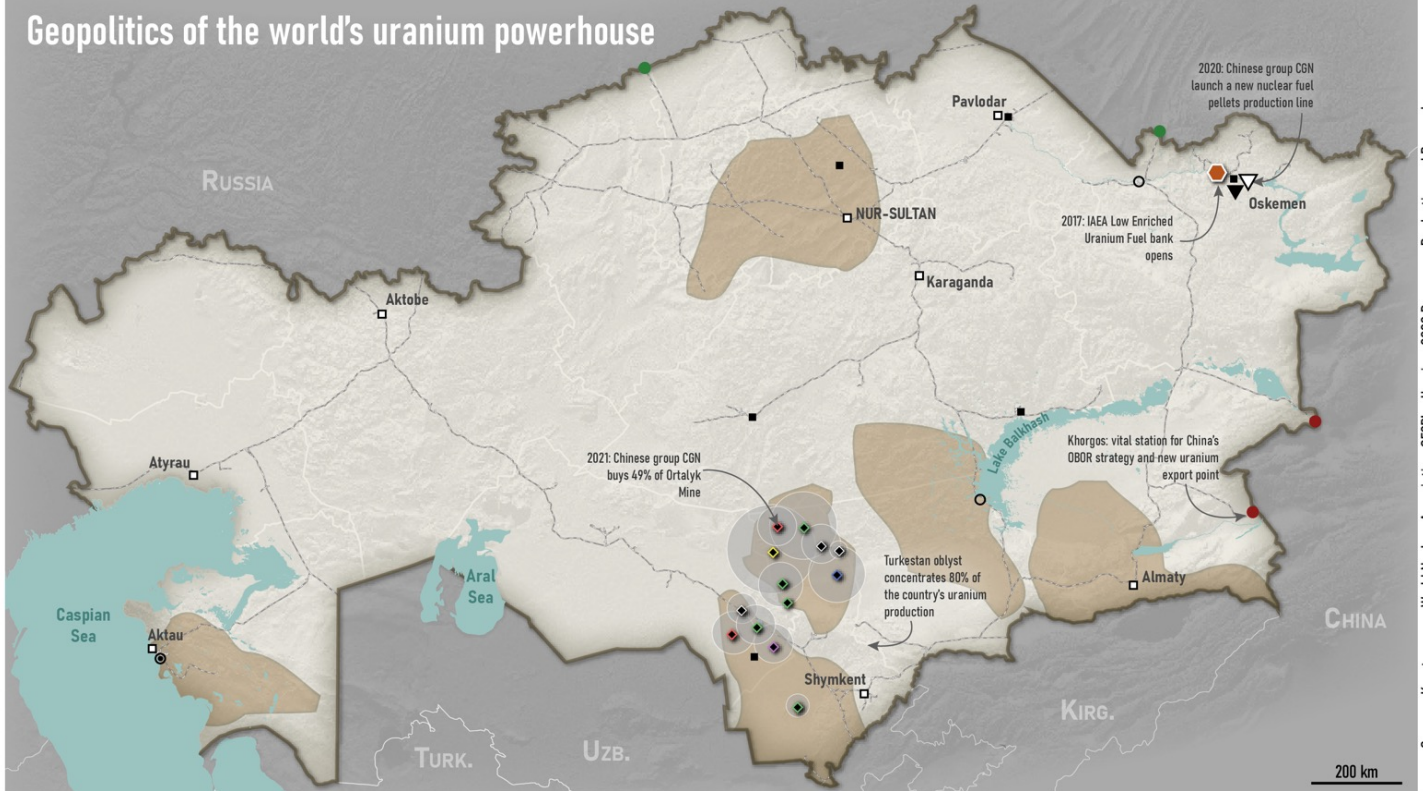
- 1
  - 2
  - 5
  - 10
  - 15
  - 25
  - 50
  - 75
  - 100
  - 150
- Km<sup>2</sup> Başına Düşen Nüfus

80 0 80 160 240 320 km

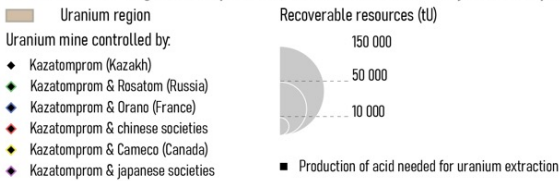


# Kazakhstan: Geopolitics of the world's uranium powerhouse

Teva MEYER, CRESAT, UHA (UR3436)



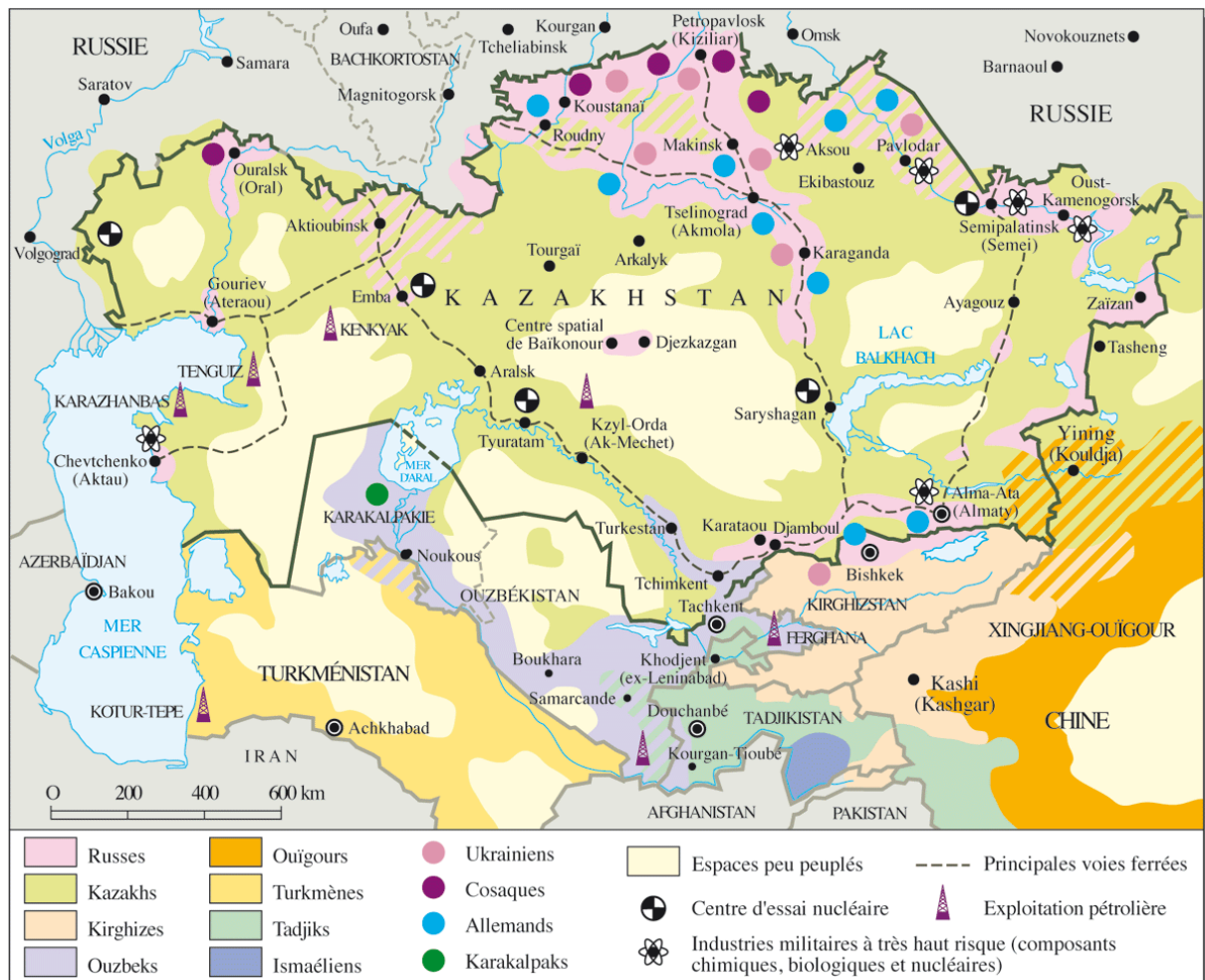
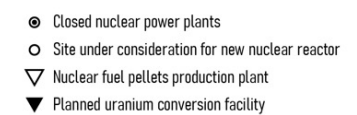
## 1 As the world leading uranium producer, Kazakhstan attracts major nuclear powers

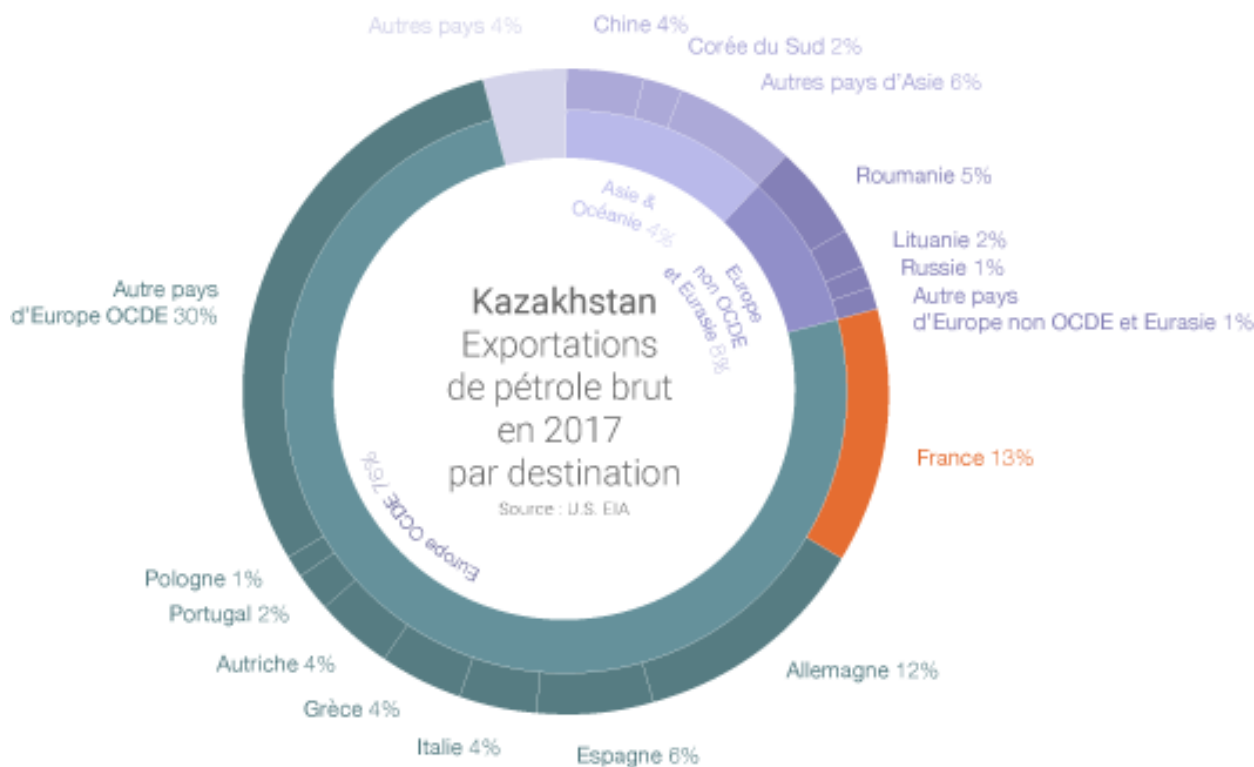


## 2 The Kazakh uranium trade is landlocked and relies on a few cross-border railway stations



## 3 Kazakhstan aims at shifting from a raw material producer to an indispensable nuclear fuel manufacturer





#### Migrant stock by origin (2013)

Top 5 countries or areas of origin	Total
Russian Federation	2 367 340
Uzbekistan	304 063
Ukraine	245 351
Democratic People's Republic of Korea	146 487
Germany	95 824
<b>Total</b>	<b>3 159 065</b>

#### Migrant stock by destination (2013)

Top 5 countries or areas of destination	Total
Russian Federation	2 479 430
Germany	717 753
Ukraine	234 238
Uzbekistan	91 711
Belarus	70 362
<b>Total</b>	<b>3 593 494</b>

### General Information



#### Population

18.754.440 (World Bank 2020)  
18.984.845 (STAT KZ 2021 1 June)



#### Working-age population

9.180.800 (STAT KZ2020)  
11.806.487 (World Bank 2020)



#### Refugees and IDPs

Refugees:  
445 (UN Refugee Stock 2020)  
425 (annual data, CIS 2020)  
Asylum Seekers:  
223 (UN Asylum Stock 2017)  
88 (annual data, CIS 2020)



#### Immigration

3.732.073 (UN DESA Immigration Stock 2020)  
11.447 (Flow STAT KZ 2020)



#### Unemployment rate

6 % (ILO Estimate 2020)  
4.9 % (STAT KZ 2020)



#### Citizenship

By Birth: No  
By Descent: Conditional  
Dual Citizenship: No  
Years of Residency: 5



#### Emigration

4.203.899 (UN DESA Emigration Stock 2020)  
29.110 (Flow STAT KZ 2020)



#### GDP

169835.43 mln, current prices USD (World Bank 2020)  
70714083.6 mln, current prices KZT (STAT KZ 2020)



#### Territory

2.724.900 km<sup>2</sup> (CIA World Factbook)